

# Amazing Oceans

## Self-guided learning

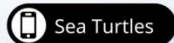
This guide provides exciting and inspiring information linked to key displays throughout SEA LIFE Aquarium to help young children get the most out of their visit. The information will add an extra dimension to your visit and help children to learn more about the animals they see while practicing key skills.

There are also accompanying 'explorer sheets' containing activities. You may wish to print out copies for each child, or for those choosing not to use the explorer sheets, we have included simple alternative activities that don't require any additional materials.

## Fun Fact Videos:



Learn more from our experts about Sea Turtles, Sharks and Seahorses! Anytime you see this QR code, use your smartphone's camera to open the online video content.



**< Try it out!**

## Contents

Introduction	2
Chaperone Discussion Notes & Activities	3-6
Child Exploration Sheets	7-8

## Learning objectives

**By completing this tour, children will:**

- Learn about a range of marine animals and the differences between them.
- Understand that animals act in different ways and why.
- Be able to talk about how an underwater environment is different from other environments.
- Build self-confidence by trying new things.
- Help develop communication and language skills through listening and speaking.



# Introduction



Use the questions on this page to introduce this topic to your child before starting your tour.

## Questions:

### **Where can you find water?**

You can find water in lots of places like rivers, ponds and oceans.

### **Have you been to the beach and seen the sea? What is it like?**

Seas are really big areas of water in between two pieces of land. A sea can be really deep in the middle and really shallow at the edges.

### **Do you know about any animals that live in the sea?**

The sea is home to lots of different animals. Some of the animals are really tiny and others are really big.

They are all different shapes and colors.

There are more types of animals living in the sea than there are living on land. As well as being home to lots of fish, other animals like sea turtles, octopuses and seahorses live in the sea, too.

### **Can you tell me what the biggest animal under the sea is?**

The biggest animal under the sea is the Blue Whale. It is much bigger than any other animal on Earth – including the African Elephant (the biggest animal that lives on land).

Today, we are visiting SEA LIFE which is an aquarium. An aquarium is a place where lots of underwater animals live. The animals live in big tanks made of glass that are filled with lots of water.

Let's start our adventure and find out more about life under the sea. We will meet some friends along the way who will tell us more about themselves!



# ROCKPOOL

## Visit Area: TOUCHPOOL

A rockpool is a small pool of water found among rocks next to the sea. Lots of different animals live in rockpools, even though it can be a difficult place for them to survive because of the huge waves and hot sun!



## Questions:

### Can you tell me the names of any of the animals in the rockpool?

Introduce the relevant creatures. These will most likely include: sea stars, urchins and crabs.

### All of these animals are very different. Can you tell me which ones have legs?

That's right, the crabs and sea stars have legs but the others don't.

### And which ones have a shell?

The crabs, sea stars and urchins all have a hard shell on the outside. They use this to protect themselves from other animals that want to eat them.

### Crabs have amazing claws! What do you think they use these claws for?

They use their claws to catch food and protect themselves. Can you all make your hand into a claw shape?

### Look at the strange way that a crab moves. Can you walk like a crab?

Because of the way crabs' legs work, they prefer to walk sideways instead of forwards or backwards.

### Are any of the animals not moving?

All of the animals in the rockpool are able to move but some, like Sammy the sea star, move very, very slowly. In fact he moves so slowly that you can't even see him moving. Let's all try moving as slowly as possible.

### FACT

If a sea star loses one of its arms then the arm will grow back!

### FACT

Not all sea stars have 5 arms – the Sun Star can have up to 40!



## Touchpool Activity

Children can touch a crab or a sea star at the touchpool under the guidance of a SEA LIFE expert. Ask them to count how many legs each creature has.



## Explorer Sheet Activity

Ask the children to draw a picture of a sea star. As a group count the number of arms that the sea star has and ask children to write that number in the box.



# CLOWNFISH

## Visit Area: CORAL REEF

Clownfish are brightly colored fish that live in warm shallow water. They have a very special friendship with another ocean creature called the anemone that helps to keep it safe.



## Questions:

**In this display we we can find Chloe the clownfish and her friends! Have you seen a clownfish before?**

Some children might remember seeing a clownfish in the popular film, *Finding Nemo*.

**Do you know where Chloe the clownfish lives?**

She lives inside the venomous tentacles of her best friend – Andy the anemone. Andy keeps Chloe safe because other fish can't swim into his venomous tentacles without getting stung.

**Normally clownfish and anemones can be found living on a coral reef. Do you know what a coral reef is?**

Coral reefs look like brightly colored rocks but they are actually groups of animals that live for a very long time.

They are a bit like underwater cities because thousands of amazing animals live there including turtles, sharks, octopuses and lots of fish.

**What color is Chloe?**

That's right; she is orange and white.

**Do you want to sing a song about clownfish?**

Okay, sing the words after me...

**I'm a Little Clownfish (Sung to the tune of: "I'm a Little Teapot")**

I'm a little clownfish, I can swim.  
Here's my tail, here are my fins.  
When I want to have fun with my friends,  
I wiggle my tail and dive right in!



## Clownfish Activity

Sing 'I'm a Little Clownfish' with your group.


**FACT**  
All Clownfish  
are born as  
boys.

**FACT**  
In the wild  
clownfish can live  
for up to 10 years.



## Explorer Sheet Activity

Ask children to color in the picture of the clownfish on their exploration sheet.



# SEAHORSES

## Visit Area: SEAHORSE EXHIBIT

A seahorse is a tiny fish that lives in warm seas around the world. It has the name 'seahorse' because its head looks a lot like a tiny horse's head. It has a very strong, curly tail that helps it to hold onto things in the sea.



## Questions:

### Can you see Mia the seahorse and her friends in the display?

Mia and her friends have quite a strange way of swimming that is different to the other fish we have seen today. They swim with their heads up and their tail down instead of with their tail behind them.

### If you look very closely, can you see Mia's tiny fins that help her swim?

### Seahorses can flap their fins 35 times every second. That's very quick! Let's see how quickly we can flap our arms?

Even though seahorses move their fins very quickly they are still the slowest swimmers in the sea.



Seahorses

**What do hummingbirds and seahorses have in common? What the video to find out!**

### Are any of the seahorses using their tail to hold onto anything?

Mia and her friends are so small that they have to cling onto pieces of grass to avoid being swept away by the water.

### How many meals do you eat a day? Do you think that's more than a seahorse eats?

Seahorses are very greedy; they can eat up to 50 times a day!

### Lots and lots of seahorses are killed every year. How do you think we can help protect Mia and other seahorses?

We must make sure that we don't leave any trash when we go to the beach and never keep seahorses as pets.

### FACT

A seahorse can look forward and backwards at the same time!

### FACT

A seahorse's body is very bony so most animals don't like to eat them.



## Seahorse Activity

Ask children to name the colors of the different seahorses. What other colors can they see in the display?



## Explorer Sheet Activity

Ask the children to look at the color of the seahorses in the display and then color in the image on their explorer sheet accordingly.



# SHARKS

## Visit Area: OCEAN TUNNEL

There are lots of different types of sharks in oceans around the world. Some live in warm water and others prefer very cold, icy seas. Although sharks can be very big and have sharp teeth, most of them are harmless to humans.



## Questions:

### Have you lost tooth recently? Did you grow a new one?

Like us, a shark's teeth are very important to him. They aren't able to eat without their teeth so they need them to survive. If one falls out, a new tooth will grow in its place. Did you know a shark can have up to 7 rows of teeth?

### Do you see any sharks in the display that look different than what you expected?

Sharks aren't always grey – some are black, blue or even yellow with spots! Some sharks are much smaller than others. Hammerhead Sharks have a strangely shaped head with eyes that are really far apart.

### The color of a shark's skin can help it hide. Why might a shark want to hide?

Lots of animals in the sea hide from other animals that might try to eat them. But for lots of sharks,

it's the other way around. They stay hidden until an animal they are trying to catch swims close enough for the shark to attack and eat it. Can you see any sharks hiding in the sand?

### What do you think sharks eat?

Most sharks eat meat and fish from the sea. Some sharks even eat other sharks!

### Look how big the shark tank is compared to the other tanks, why do you think it is so big?

Sharks like the Blacktip Reef Shark have to keep swimming all the time to survive. This means that they need lots of space to move around in.

#### VIDEO



Black Tip Reef Shark

#### FACT

Sharks existed before the dinosaurs.

#### FACT

Sharks don't have any bones.



## Shark Activity

Ask the children to show you their teeth. Are they as big as a shark's teeth? Ask them to open their jaws as wide as they can. Explain that sharks have the strongest jaws on the planet.



## Explorer Sheet Activity

Look closely at the sharp, pointy teeth of a Blacktip Reef Shark in the display. Ask the children to draw some teeth in the mouth of the shark on their explorer sheet.



# Find out about amazing oceans

## Rockpool


Can you draw a sea star like me?



Write how many arms a sea star has \_\_\_\_\_

## Octopus


Trace the arms of the octopus.



Write how many legs an octopus has \_\_\_\_\_

## Clownfish

Color in the clownfish.



# Find out about amazing oceans

## Seahorses



Color in the picture of me.



## Sea Turtles

SEA  
TURTLE

Hi,  
I'm Tyler  
the Sea  
Turtle.



Trace the first two letters above to spell "Sea Turtle".

## Sharks

Can you draw some  
teeth in my mouth  
below?

