

Ocean Kids







Life Cycles Worksheet

STAGE 2 YEAR 3 & 4 – LINKS: ACSSU072 • ACSHE061 • ACSHE062 • ACSIS068 • ACSIS071
NZ: LIVING WORLD • LEVEL 3 & 4

SECTION 1

Who are my parents?

Just like humans, animals start out as babies too and grow up to be adults. Though some babies do not look the same as their parents! Match the baby animal to the correct parent animal.

	<input type="text" value="Seahorse"/>		<input type="text" value="Pup"/>
	<input type="text" value="Shark"/>		<input type="text" value="Hatchling"/>
	<input type="text" value="Penguin"/>		<input type="text" value="Larvae"/>
	<input type="text" value="Dugong"/>		<input type="text" value="Seafoal"/>
	<input type="text" value="Hermit Crab"/>		<input type="text" value="Chick"/>
	<input type="text" value="Turtle"/>		<input type="text" value="Calf"/>

SECTION 2

Sharks and their babies

Sharks can have babies three different ways. Some species of sharks lay eggs externally, others give birth and some lay internal eggs.

In the space below draw a picture of a shark egg that you have seen today, next to it write a description of how it felt and what it looked like.



Ocean Kids

Life Cycles Worksheet

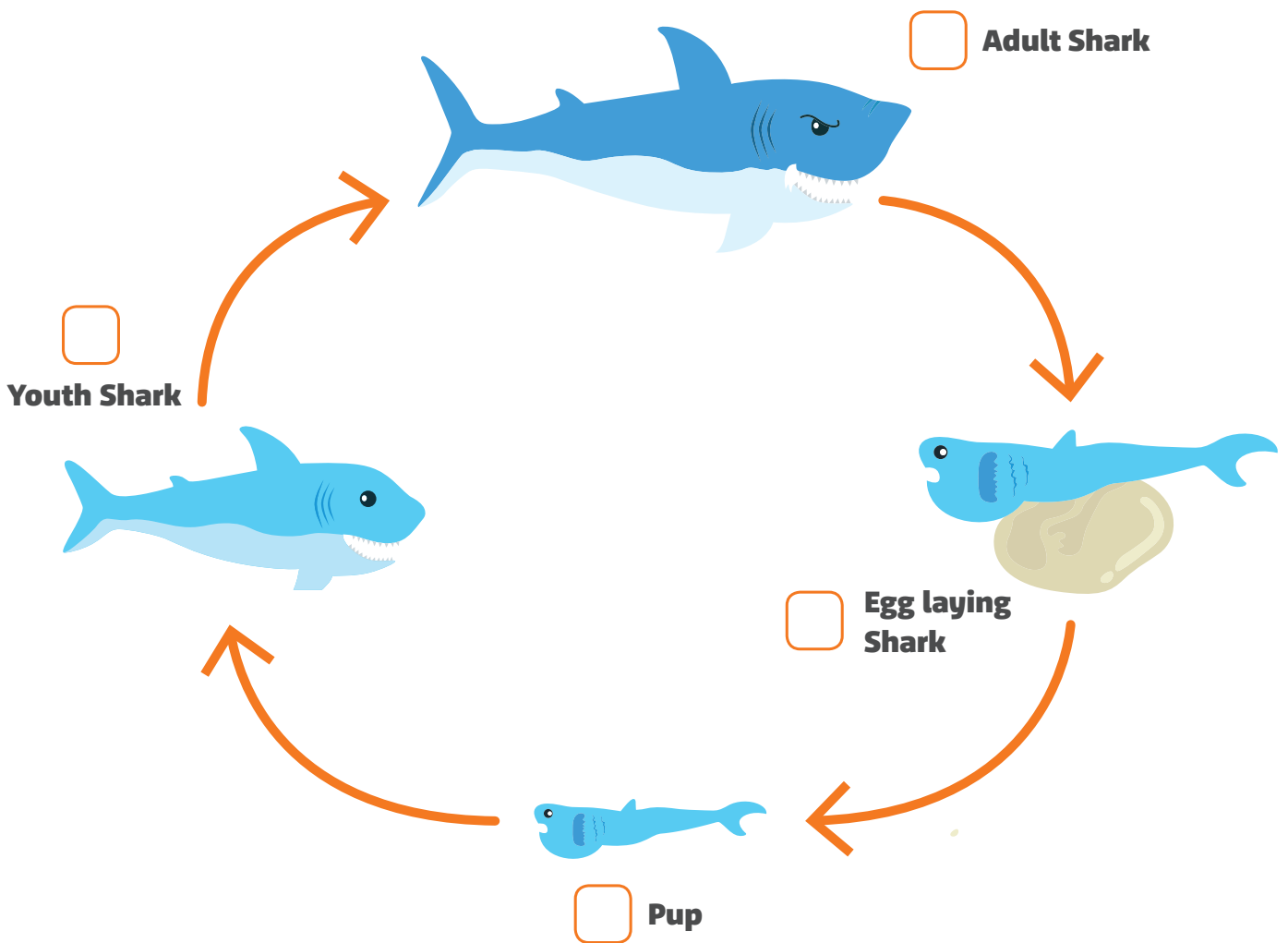
STAGE 2 YEAR 3 & 4 – LINKS: ACSSU072 • ACSHE061 • ACSHE062 • ACSIS068 • ACSIS071
NZ: LIVING WORLD • LEVEL 3 & 4

Write a description of how it felt and what it looked like.

SECTION 3

Sharks Life Cycle

Just like humans, sharks go through different life stages too. This diagram shows the different stages of an egg laying shark. In the box provided place a number to show the order of when each stage occurs.



Ocean Kids

Life Cycles Worksheet

STAGE 2 YEAR 3 & 4 – LINKS: ACSSU072 • ACSHE061 • ACSHE062 • ACSIS068 • ACSIS071
NZ: LIVING WORLD • LEVEL 3 & 4

SECTION 4

Seahorse

There are 5 different stages in the seahorse life cycle. Put the seahorse life cycle in the correct order by placing a number next to each stage.

Stage ___ Adult

A seahorse uses its tail to cling onto sea grass, roots or coral. It patiently waits for food to float pass.

Stage ___ Pregnancy

The male seahorse's belly now gets bigger as the eggs inside begin to develop. Now the male takes care of the eggs on his own.

Stage ___ Courtship

The female's belly is big with eggs. As the female and male swim, their bellies press together and the female extends a tube to put her eggs into the male's brood pouch

Stage ___ Juvenile

A juvenile's head and eyes are almost bigger than its skinny body. To survive, it needs something to hold onto or hide in, like coral branches or sea grass. It also needs to find food and escape being eaten by bigger fish.

Stage ___ Birth

The male seahorse begins to shake . A hole opens up on the top of his brood pouch. He pumps his tail and pushes out many tiny seahorses. Each baby seahorse may be about the size of a human fingernail.



Ocean Kids

Life Cycles Worksheet

STAGE 2 YEAR 3 & 4 – LINKS: ACSSU072 • ACSHE061 • ACSHE062 • ACSIS068 • ACSIS071
NZ: LIVING WORLD • LEVEL 3 & 4

SECTION 5

Seals

True or False?

Circle either true or false to answer the following questions about seals.

Seals have flippers instead of hands and feet. **True / False**

Seals can dive for up to an hour to depths of more than 200 metres without surfacing for breath.

True / False

Seals belong to reptile family and lay eggs. **True / False**

A female seal is called a “cow”. **True / False**

A baby seal is called a “chick”. **True / False**

Ocean Kids

Life Cycles Worksheet

STAGE 2 YEAR 3 & 4 – LINKS: ACSSU072 • ACSHE061 • ACSHE062 • ACSIS068 • ACSIS071
NZ: LIVING WORLD • LEVEL 3 & 4

SECTION 6

Breed, Rescue and Protect!

SEA LIFE core values are to be ocean ambassadors. We want to educate everyone on conservation and the importance marine animals play in our environment.

What can we do to help?

Participate in your local community in activities like Clean Up Australia Day, Bush Care, Tree Planting, Earth Hour and local beach clean ups. Or start a recycling program in your school!

Do you know where your rubbish should go? Draw a line to match the rubbish to the right bin.

 Rubbish	 Recycling	 Reuse	
 Batteries	 Plastic Bag	 T-Shirt	
 Pizza Box	 Aluminium Can	 Apple	 Chip Packet
 Fish Skeleton	 Flower	 Lipstick	

What other ways can you help protect the ocean?

Ocean Kids

Life Cycles Worksheet

STAGE 2 YEAR 3 & 4 – LINKS: ACSSU072 • ACSHE061 • ACSHE062 • ACSIS068 • ACSIS071
NZ: LIVING WORLD • LEVEL 3 & 4

SECTION 7

Vocabulary list

Write down all the new words that you have learned today while visiting SEA LIFE.

New Words	Dictionary Meanings