

Ocean Kids

Classification Worksheet

STAGE 2 YEAR 3 & 4 – LINKS: ACSSU044 • ACSHE051 • ACSIS055

NZ: LIVING WORLD • LEVEL 3 & 4

SECTION 1

Match it!

Draw a line to match the term to the correct definition.

A non-living thing

is something that eats, breathes air, grows and has babies

Once a living thing

is something that does not eat, breathe air, grow or have babies

A living thing

is something that was once apart of a living thing i.e. shark tooth

SECTION 2

What group do I belong in?

Take a close look at the pictures and write either the word **living** or **non-living** under each of the following pictures.

















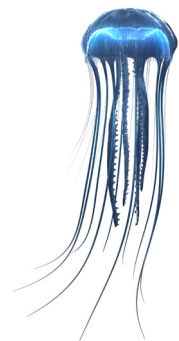












Ocean Kids

Classification Worksheet

STAGE 2 YEAR 3 & 4 – LINKS: ACSSU044 • ACSHE051 • ACSIS055

NZ: LIVING WORLD • LEVEL 3 & 4

SECTION 3

What animal group do I belong to?

Throughout your visit at SEA LIFE you will come across some different types of animals but how do we know what group they belong to? Have a look closely at their external features and see if you can find what group they belong to and record your answers.

Mammals

- give birth to their young and feed them with milk
- have hair on at least part of their body
- have four limbs with digits ending in claws, nails, or hooves (except whales)
- breathe with lungs
- are warm-blooded.

Reptiles

- lay eggs with leathery shells or give birth to fully-formed young
- breathe with lungs
- are covered with scales
- have no legs or four legs with clawed toes
- are cold-blooded.

Birds

- they are warm blooded
- they have feathers
- they lay eggs with hard shells
- they have a beak, two wings and two legs.

Fish

- lay eggs without shells in the water
- breathe with gills
- are covered with scales or smooth, leathery skin
- have fins but no legs or toes
- are cold-blooded.

Amphibians

- lay eggs, usually in a jelly-like mass in the water
- breathe with lungs, gills, and/or through their skin
- have smooth skin without coverings
- have four legs without claws or nails on toes
- are cold-blooded.

Animals that belong in this group

Ocean Kids

Classification Worksheet

STAGE 2 YEAR 3 & 4 – LINKS: ACSSU044 • ACSHE051 • ACSIS055


NZ: LIVING WORLD • LEVEL 3 & 4

SECTION 4

All in a name!

Choose two of your favourite animals that you have seen today at SEA LIFE and have a look at their name plaque!


DRAW ME!



My common name is?

My scientific name is?

DRAW ME!



My common name is?

My scientific name is?

Ocean Kids

Classification Worksheet

STAGE 2 YEAR 3 & 4 – LINKS: ACSSU044 • ACSHE051 • ACSIS055

NZ: LIVING WORLD • LEVEL 3 & 4

SECTION 5

Breed, Rescue and Protect!

SEA LIFE core values are to be ocean ambassadors. We want to educate everyone on conservation and the importance marine animals play in our environment.

What can we do to help?

Participate in your local community in activities like Clean Up Australia Day, Bush Care, Tree Planting, Earth Hour and local beach clean ups.

Do you know where your rubbish should go? Draw a line to match the rubbish to the right bin.



Batteries



Plastic Bag



T-Shirt



Pizza Box



Aluminium Can



Apple



Chip Packet



Fish Skeleton



Flower



Lipstick

What other ways can you help protect the ocean?